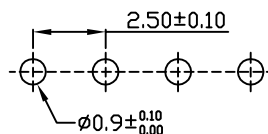
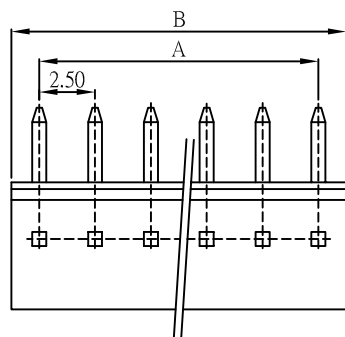
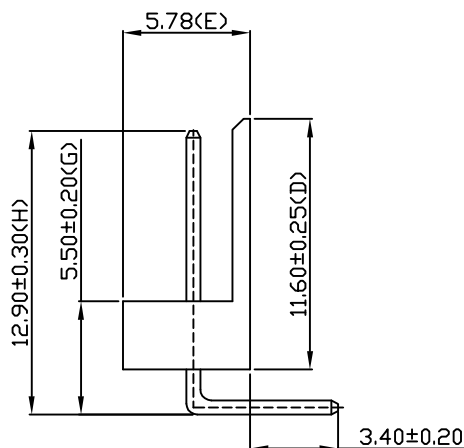
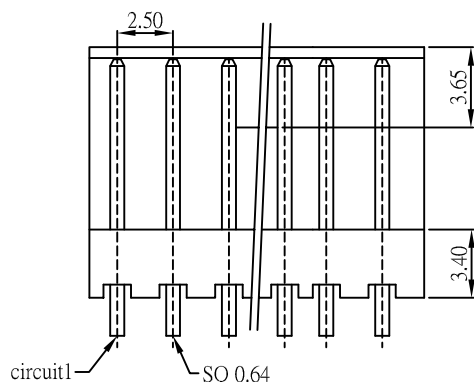


RoHS



P.C.B LAYOUT



WAFER(90°)

Part No: KJ-2506WR

Material: pin: Brass tin-plated

Base: Nylon 66 UL94V-0

Circuits: 2-16circuits available

Insulation Resistance: 1000MΩ min

Withstand Voltage: 800V AC/minute

Current Rating: 3A AC/DC

Voltage Rating: 100V AC/DC

Dimensions

Circuit	A	B	Circuit	A	B
2P	2.50	5.00	10P	22.50	25.00
3P	5.00	7.50	11P	25.00	27.50
4P	7.50	10.00	12P	27.50	30.00
5P	10.00	12.50	13P	30.00	32.50
6P	12.50	15.00	14P	32.50	35.00
7P	15.00	17.50	15P	35.00	37.50
8P	17.50	20.00	16P	37.50	40.00
9P	20.00	22.50			

**KJ** 東莞嘉英電子廠  
JIA YING ELECTRONICS

UNIT:MM

繪圖  
DRAWING:

王三星

比例 (SCALE):

3:1

DESCRIPTION:

AMP2.5 WAFER 90°

ANGLE  
±2°

DIM:  
.X±0.50  
.XX±0.25  
.XXX±0.10

審核  
CHECKED BY

凌輝

名稱 (TITLE):

AMP 2.5

PART NO:

KJ-2506WR

REV:A0

核准  
APPROVAL BY

苗德蕙

PROJECTION:

