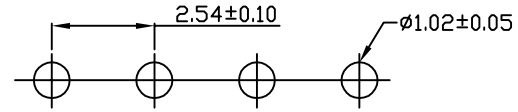
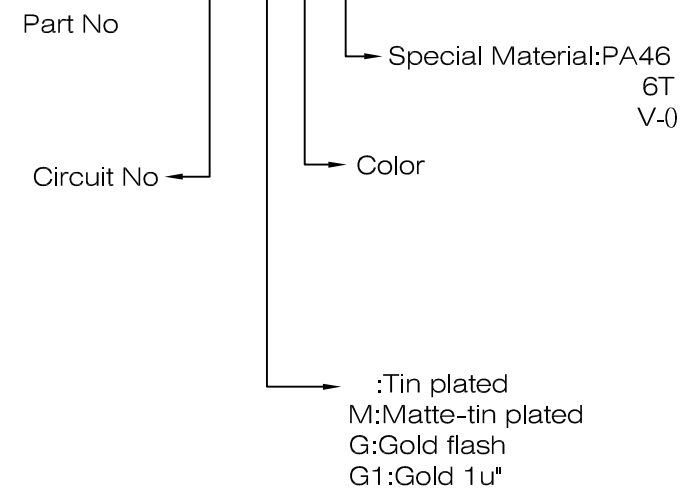


WAFER(180°)
 Part No: KJ-2541ZWV
 Material: pin: Brass tin-plated
 Base: Nylon 66 UL94V-2
 Circuits: 2-20circuits available
 Insulation resistance: 1000MΩ min
 Withstand Voltage: 1000V AC/minute
 Current Rating: 3A AC/DC
 Voltage Rating: 250V AC/DC

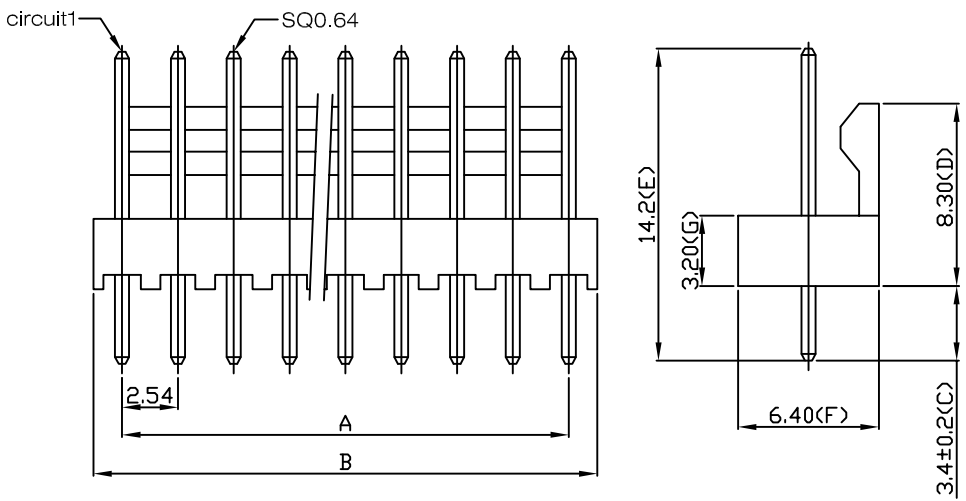
RoHS

ORDERING INFORMATION:

KJ-2541ZWV-*P-* * (*)



P.C.B LAYOUT



Dimensions

Circuit	A	B	Circuit	A	B
			11	25.40	27.94
2	2.54	5.08	12	27.94	30.48
3	5.08	7.62	13	30.48	33.02
4	7.62	10.16	14	33.02	35.56
5	10.16	12.70	15	35.56	38.10
6	12.70	15.24	16	38.10	40.64
7	15.24	17.78	17	40.64	43.18
8	17.78	20.32	18	43.18	45.72
9	20.32	22.86	19	45.72	48.26
10	22.86	25.40	20	48.26	50.80

KJ 東莞嘉英電子廠

JIA YING ELECTRONICS

UNIT:MM

繪圖
DRAWING:

吳華雄

比例 (SCALE):

3:1

DESCRIPTION:

MX2.54 WAFER 180°

ANGLE
±2°

DIM:
.X±0.50
.XX±0.25
.XXX±0.10

審核
CHECKED BY

凌輝

名稱 (TITLE):

MX2.54ZWV

PART NO:

KJ-2541ZWV

REV:A0

核准
APPROVAL BY

苗德蕙

存檔名稱 (FILE):

KJ-2541ZWV

日期 (DATE):

2007/05/15

PROJECTION:

